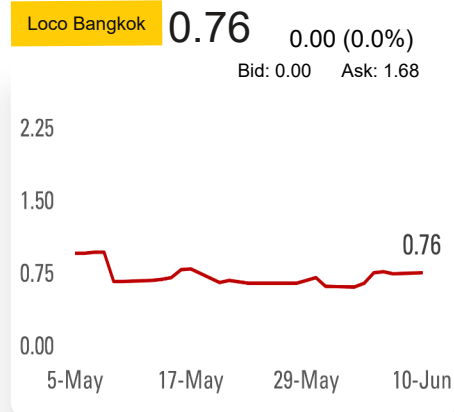
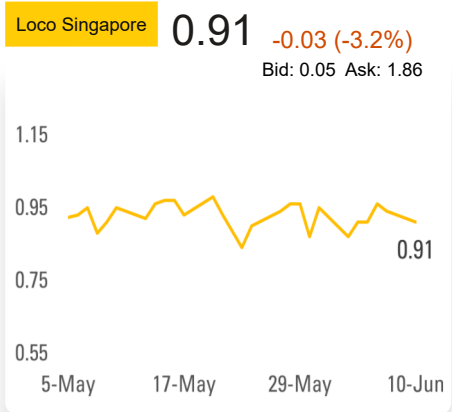


# Gold Daily Edition

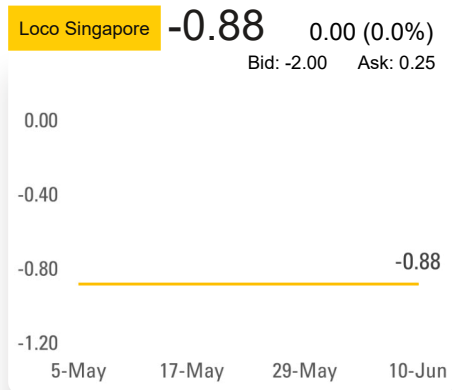
<sup>79</sup>Au

## KIS Gold Reference Prices

Freshly Minted (Virgin) Kilobar: Premium over spot (US\$/Troy Oz)



Recirculated Kilobar: Premium over spot (US\$/Troy Oz)

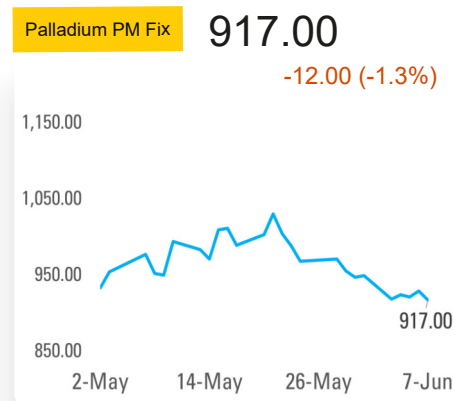
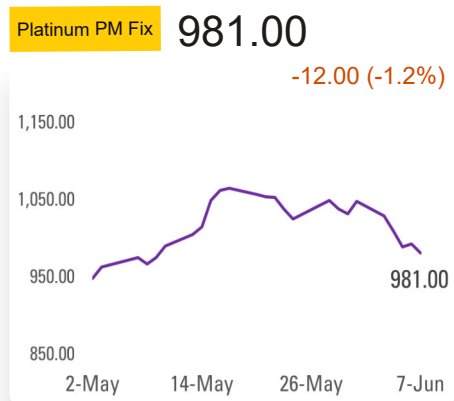


Shanghai Gold Premium (US\$/Troy Oz)\*



	AM Fix	Change	PM Fix	Change
London Gold Fix: 7 June 2024 (US\$/Troy Oz)	2338.00	-22.85 (-1.0%)	2310.80	-49.80 (-2.1%)
Shanghai Gold Fix: 7 June 2024 (RMB/g)	559.78	+0.70 (+0.1%)	559.60	+0.63 (+0.1%)

## Other Precious Metals: 7 June 2024 (US\$/Troy Oz)

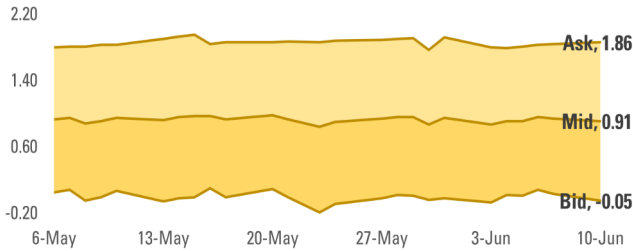


<sup>79</sup>Au

## KIS Gold Reference Prices (Bid - Ask Range)

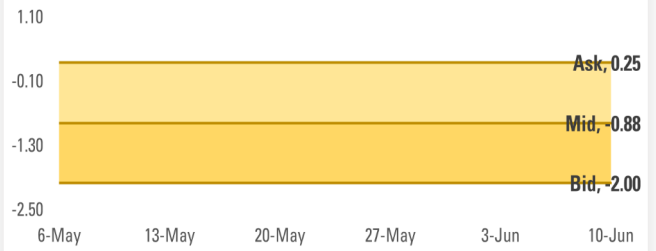
### Loco Singapore

#### Freshly Minted (Virgin) Kilobar



	Bid-Ask	Mid	Day Δ	MTD Avg
USD/T oz	-0.05-1.86	0.91	-0.03 (-3.2%)	0.75
SGD/T oz	-0.07-2.52	1.23	-0.04 (-3.2%)	1.01

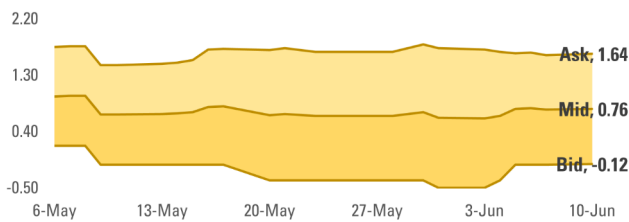
#### Recirculated Kilobar



	Bid-Ask	Mid	Day Δ	MTD Avg
USD/T oz	-2.00-0.25	-0.88	0.00 (0.0%)	-0.60
SGD/T oz	-2.71-0.34	-1.19	-0.00 (-0.1%)	-0.81

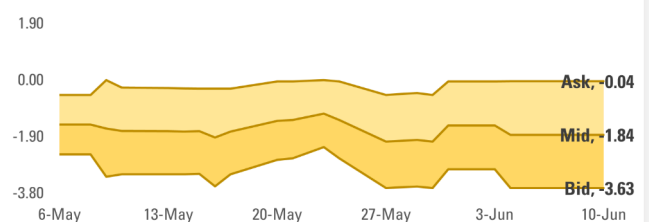
### Loco Hong Kong

#### Freshly Minted (Virgin) Kilobar



	Bid-Ask	Mid	Day Δ	MTD Avg
USD/T oz	-0.12-1.64	0.76	+0.01 (+1.3%)	0.73
HKD/T oz	-0.94-12.81	5.94	+0.08 (+1.4%)	7.81

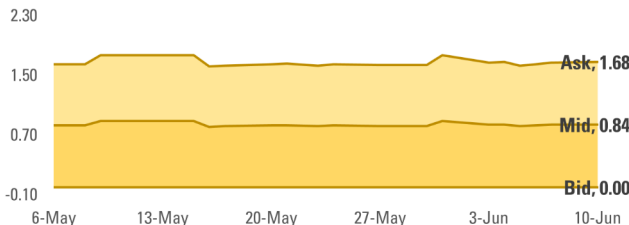
#### Recirculated Kilobar



	Bid-Ask	Mid	Day Δ	MTD Avg
USD/T oz	-3.63- -0.04	-1.84	0.00 (0.0%)	-1.27
HKD/T oz	-28.35- -0.31	-14.37	+0.00 (+0.0%)	-9.96

### Loco Bangkok

#### Freshly Minted (Virgin) Kilobar



	Bid-Ask	Mid	Day Δ	MTD Avg
USD/T oz	0.00-1.68	0.84	0.00 (0.0%)	0.73
THB/T oz	0.00-62.03	31.02	+0.12 (+0.4%)	25.90

### KIS Gold Reference Prices (Monthly Averages)

#### Freshly Minted (Virgin) Kilobar (US\$/Troy Oz)

	Dec	Jan	Feb	Mar	Apr	May	YTD	Low	High
Singapore	0.79	0.97	1.00	1.00	0.93	0.93	0.96	0.24	1.10
Hong Kong	1.20	2.26	2.43	1.94	1.33	0.75	1.70	0.10	3.28
Bangkok	0.86	0.94	1.05	1.00	0.88	0.84	0.94	0.21	1.11

#### Recirculated Kilobar (US\$/Troy Oz)

	Dec	Jan	Feb	Mar	Apr	May	YTD	Low	High
Singapore	-0.55	-0.51	-0.47	-0.78	-0.88	-0.88	-0.71	-1.38	-0.13
Hong Kong	-1.43	-0.28	-0.11	-1.63	-1.45	-1.65	-1.06	-2.99	0.43

<sup>79</sup>Au

## Gold Fix Benchmark Prices (Currency Conversions)

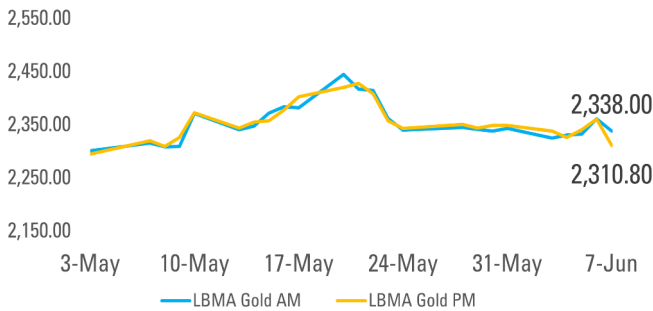
### London Gold Fix - 7 June 2024

	LBMA AM	LBMA PM	AM Δ	PM Δ
USD/oz	2338.00	2310.80	-22.85 (-1.0%)	-49.80 (-2.1%)
SGD/oz	3159.81	3123.05	-17.19 (-0.5%)	-53.61 (-1.7%)
HKD/oz	18263.99	18051.51	-172.83 (-0.9%)	-383.36 (-2.1%)
THB/oz	86015.02	85014.33	+32.86 (+0.0%)	-958.72 (-1.1%)
AUD/oz	3550.95	3509.64	+9.92 (+0.3%)	-31.02 (-0.9%)

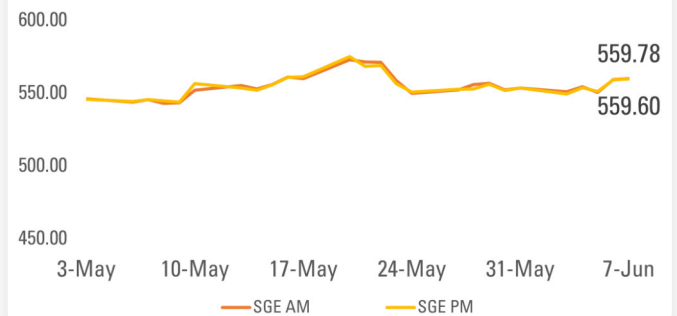
### Shanghai Gold Fix - 7 June 2024

	SGE AM	SGE PM	AM Δ	PM Δ
CNY/g	559.78	559.60	+0.70 (+0.1%)	+0.63 (+0.1%)
SGD/g	104.40	104.37	+0.58 (+0.6%)	+0.56 (+0.5%)
HKD/g	603.33	603.14	+0.75 (+0.1%)	+0.68 (+0.1%)
THB/g	2841.39	2840.47	+31.12 (+1.1%)	+30.76 (+1.1%)
AUD/g	117.33	117.29	+1.60 (+1.4%)	+1.59 (+1.4%)

### LBMA Gold AM and PM Prices USD/oz



### SGE Gold AM and PM Prices CNY/g



Gold Fix currency conversions at average forex rates on 7 June 2024 respectively

## COMEX Gold Futures (USD/Troy Oz)

Contract	Latest	Δ	5-Day Trend	MTD Range	MTD Avg
Gold June 2024	2314.20	-1.20 (-0.1%)		2001.30-2454.10	2347.48

## LBMA Gold Fix Benchmark + KIS Gold Reference Prices (USD/oz)

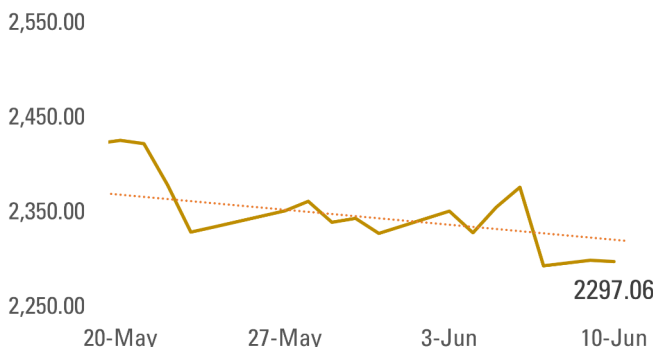
Virgin Kilobar	LBMA PM*	KIS Premium	Total Price	Day Δ	Month Δ	12 Month Δ	Low**	High**
Loco Singapore	2310.80	1.86	2312.66	-49.78 (-2.1%)	+1.78 (+0.1%)	+343.90 (+17.5%)	1812.59	2429.16
Loco Hong Kong	2310.80	1.64	2312.44	-49.78 (-2.1%)	+1.56 (+0.1%)	+343.38 (+17.4%)	1813.27	2428.97
Loco Bangkok	2310.80	1.68	2312.48	-49.79 (-2.1%)	+1.60 (+0.1%)	+343.69 (+17.5%)	1812.55	2428.93

Averages	5-day	10-day	15-day	30-day	MTD	QTD	YTD
Loco Singapore	2344.35	2345.90	2361.24	2341.97	2044.94	2340.49	2184.52
Loco Hong Kong	2344.17	2345.74	2361.07	2341.84	2045.27	2340.47	2185.11
Loco Bangkok	2344.18	2345.72	2361.05	2341.80	2044.90	2340.36	2184.47

\*7 June 2024  
\*\* Since 26 October 2022

## Gold Spot (USD/Troy Oz)



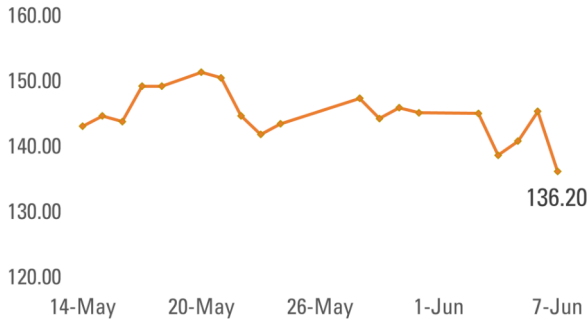
Date	Last	Day Δ	% Δ	5 Day Avg	Month Low	Month High
10-Jun	2297.06	-1.49	-0.1%	2323.74	2286.77	2450.13

Date	Period	Gold	Δ	% Δ
05-Jun	5-Day change	2328.00	-30.94	-1.3%
31-May	10-Day change	2344.08	-47.02	-2.0%
26-May	15-day change	2336.01	-38.95	-1.7%
12-May	30-day change	2361.53	-64.47	-2.7%

<sup>79</sup>Au

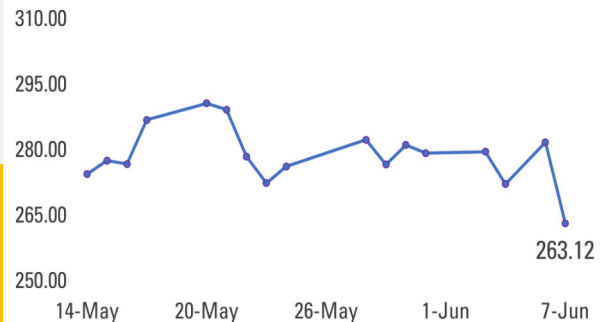
## Gold Indicators

**Philadelphia Gold and Silver Index (Ticker: XAU)**



The Philadelphia Gold and Silver Index is an index of 30 precious metal mining companies that are traded on the Philadelphia Stock Exchange

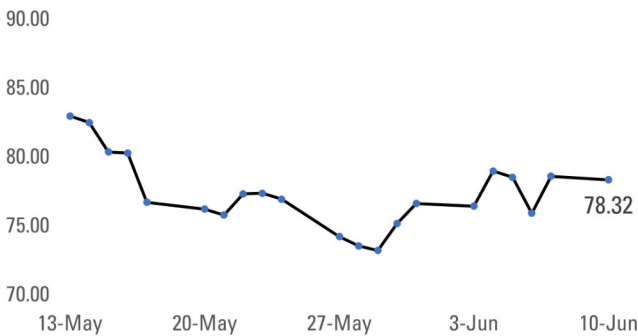
**NYSE Arca Gold BUGS Index (Ticker: HUI)**



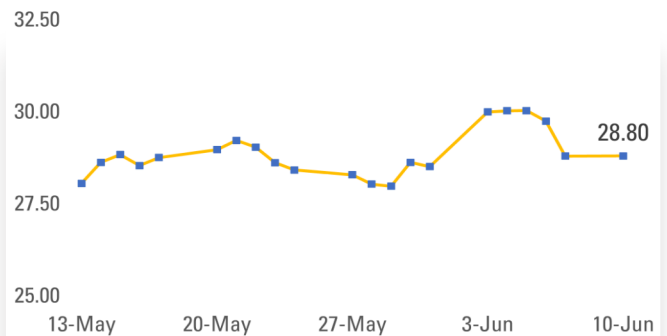
The NYSE Arca Gold BUGS Index is a modified equal dollar weighted index of companies involved in gold mining, inclusive of those that do not hedge their gold production beyond 1.5 years.

## Gold Ratios

**Gold: Silver Ratio**



**Gold: Oil Ratio (Brent)**



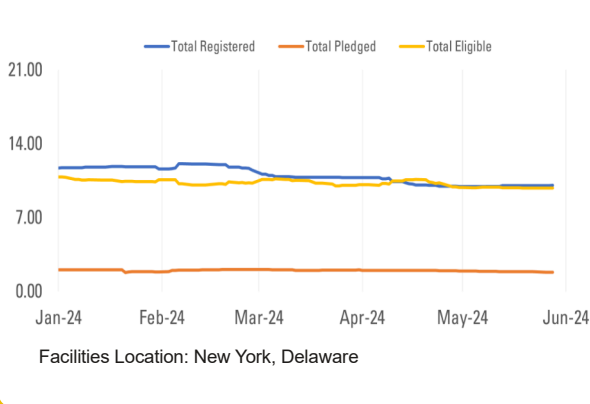
## Gold Indices

Index	Last	Day Δ	Day Range	5 Day Trend	Updated On
MSCI World	3478.48	-0.22 (-0.0%)	3477.87-3479.06		10-Jun-24
S&P 500	5346.99	-5.97 (-0.1%)	5331.33-5375.08		7-Jun-24
FTSE Straits Times	3320.09	-10.68 (-0.3%)	3315.47-3342.19		10-Jun-24
Hang Seng	18366.95	-109.85 (-0.6%)	18302.33-18575.69		7-Jun-24
SET	1332.74	+4.33 (+0.3%)	1326.05-1333.90		7-Jun-24
S&P/ASX	7868.80	+38.20 (+0.5%)	7830.60-7870.80		7-Jun-24

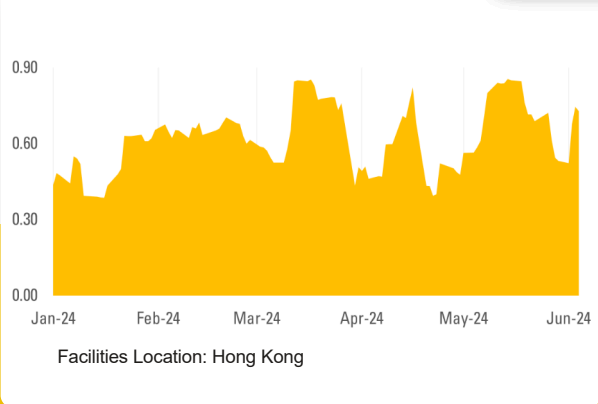
<sup>79</sup>Au

## COMEX Gold Stocks

COMEX Gold Stocks (Million Troy Oz)

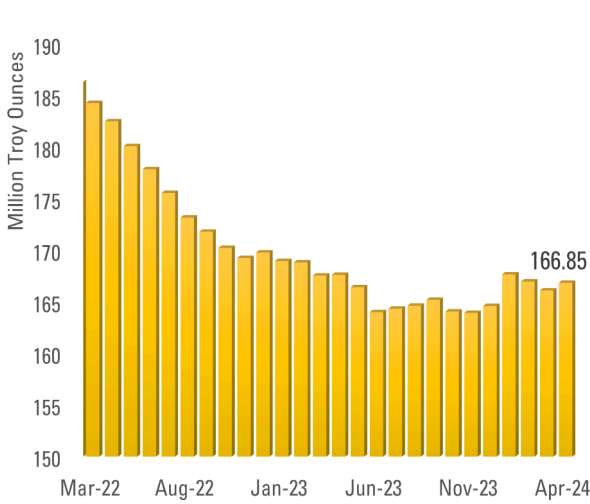


COMEX Gold Kilo Stocks (Million Troy Oz)



**Registered:** Gold stocks officially recognised by COMEX for good delivery and set aside to make delivery against contracts  
**Pledged:** COMEX gold warrants which have been deposited with CME Clearing as performance bond collateral  
**Eligible:** Gold that is acceptable for delivery for which a warrant has not been issued

Bank of England Monthly Gold Stocks



Comex Gold Stock Change (Million Troy Ounces)

USA	Last Eligible: 9676.26 Day Change: -32.57 (-0.3%)
Hong Kong	Last Eligible: 1051.88 Day Change: -5.24 (-0.5%)

England Gold Stock Change (Million Troy Ounces)

England	Last Eligible: 166.85 Month Change: +0.75 (+0.45%)
---------	---

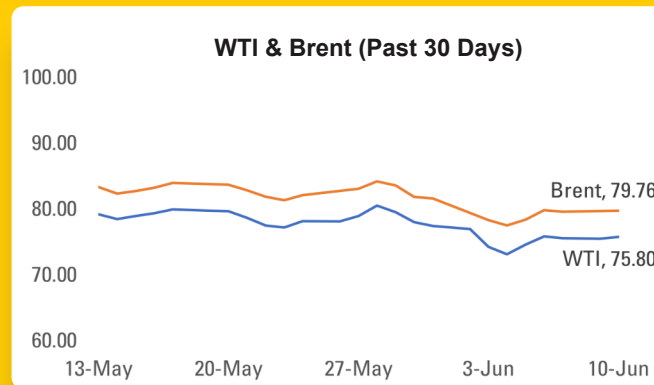
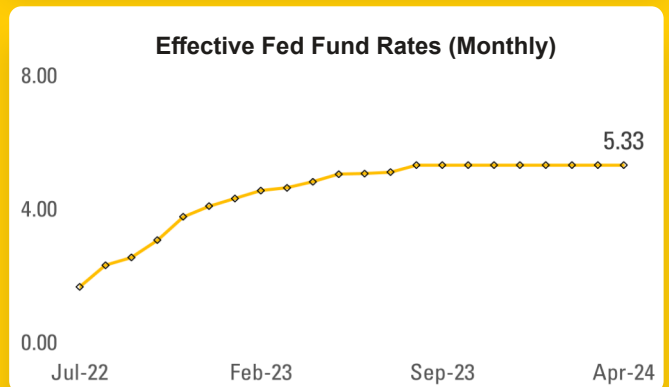
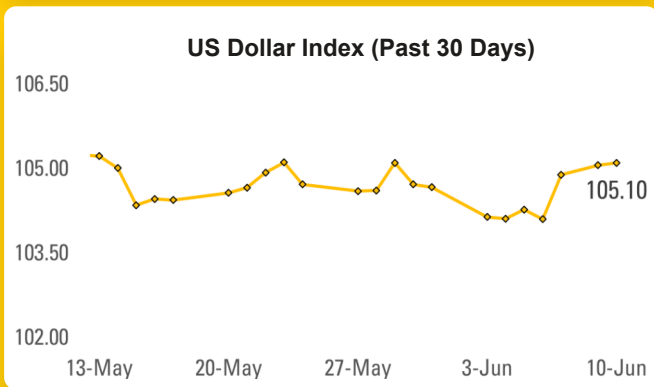
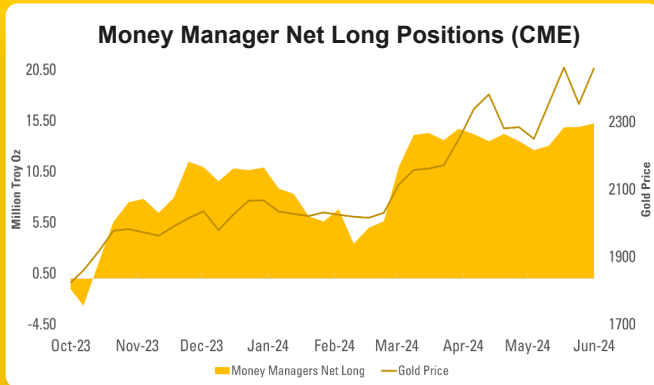
## Top 5 Best Performing Gold Stocks

Company	Symbol	Updated On	Last	Currency	Δ	Δ %	Volume	High	Low
Contango Ore	CTGO	7 June 24	23.77	USD	-0.44	-1.8%	106,100	24.80	22.25
Caledonia Mining	CMCL	7 June 24	10.07	USD	-0.21	-2.0%	48,200	10.18	9.70
Idaho Strategic Resources	IDR	7 June 24	8.85	USD	-0.35	-3.8%	74,500	9.15	8.57
U.S. Gold Corp	USAU	7 June 24	5.56	USD	-0.29	-5.0%	170,100	5.66	5.35
Newmont Corp	NEM	7 June 24	40.36	USD	-2.14	-5.0%	9,085,500	41.24	40.18

Based on hundreds of gold mining companies from different gold Indexes

<sup>79</sup>Au

## Market Indicators



## Unit Conversion Table

Convert from	Convert to	Multiply by
Troy Ounces	Grams	31.1035
Grams	Troy Ounces	0.0321507
Kilograms	Troy Ounces	32.1507
Kilograms	Tolas	85.755
Kilograms	Taels	26.7172
Kilograms	Bahts	68.41
Troy Ounces	Grains	480.00
Troy Ounces	Avoirdupois Ounces	1.09714
Troy Ounces	Penny Weights	20.00
Avoirdupois Ounces	Troy Ounces	0.911458
Short Tonne	Metric Tonne	0.9072

	US Dollar Exchange Rates		US Dollars & Change	
	9/6/2024	10/6/2024	Day Δ	% Δ
<b>SGD</b>	1.3526	1.3534	+0.0008	+0.0%
<b>HKD</b>	7.8113	7.8093	-0.0020	-0.0%
<b>THB</b>	36.9300	36.9250	-0.0050	-0.0%
<b>AUD</b>	1.5193	1.5206	+0.0013	+0.0%

# Methodology

<sup>79</sup>Au

## KIS Gold Product Specification:

Physical gold bullion wholesaler/investor bid and offer price premiums to London spot price

<b>Products:</b>	Virgin kilobar and Recirculated kilobar
<b>Quality:</b>	0.9999 purity from credited refineries on Singapore Bullion Market Association good delivery list
<b>Pricing Points:</b>	Loco Singapore, delivered to Brinks, Malca or Loomis vaults Also loco Hong Kong and loco Bangkok, delivered to Brinks, Malca or Loomis vaults
<b>Quantity:</b>	Minimum of 25 kg
<b>Timestamp:</b>	11:30am Singapore time
<b>Currency units:</b>	US\$/troy oz (to 2 decimal places)

**Bloomberg Tickers:** KISGFMP5 | KISGFMPH | KISGFMPB | KISGRKPS | KISGRKPH

## KIS Gold Reference Prices Compilation Rationale:

KIS Gold Reference Prices are compiled from data provided to KIS by companies that are part of the gold supply chain and involved in spot market transactions. The data submitted is based on gold market transaction prices and firm bids and offers known to these companies and conducted on an arm's length basis with one or more third parties. It comprises prices during specified periods for specified quantities of specified gold products in specified geographical locations. The data submitted is screened to remove outliers before KIS Gold Reference Prices are calculated as average prices from the remaining core set of data.

For more details on KIS Gold Reference Prices compilation methodology, please contact KIS.

## Data Exclusions

The number of price submissions for KIS Gold Reference Prices that were excluded from calculations today because they were anomalous and could not be verified is as follows:

	Virgin Kilobar	Recirculated Kilobar
Loco Singapore	0	0
Loco Hong Kong	0	0
Loco Bangkok	0	0

Endorsed by



## Contact

Email:	prices@kallindex.com
Website:	www.kallindex.com
Locations:	Singapore and Europe

**Sources:** LBMA, Shanghai Gold Exchange, Investing, Kitco, CME Group, MarketWatch, The Wall Street Journal

This information has been prepared by Kallanish Index Services ("KIS"). Use of the information presented here is at your sole risk and any content, material and/or data presented or otherwise obtained through your use of the information in this document is at your own discretion and risk and you will be solely responsible for any damage to you personally or your company or organisation or business associates whatsoever which in anyway results from the use, reliance or application of such content material and/or information. Certain data has been obtained from various sources and any copyright existing in such data shall remain the property of the source. Except for the foregoing, KIS retains all copyright within this document. The copying or redistribution of any part of this document without the express written authority of KIS is forbidden.